

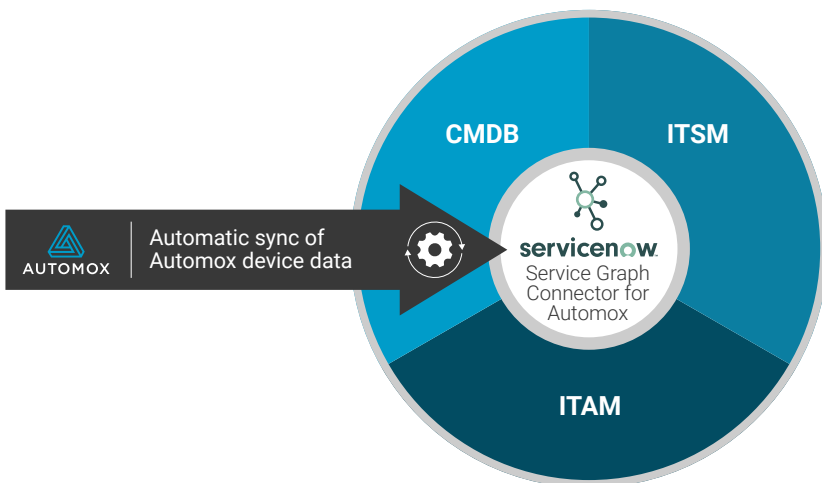
# Empower your reporting capabilities with a single data structure

## THE DATA GAP CHALLENGE

Configuration Management Databases (CMDBs) provide a single source of truth across IT infrastructures and connect digital workflows. Yet, they're only as powerful as the data that drives them. Missing device details not only create data gaps, but often result in clunky manual processes, untrustworthy reporting, and negative business outcomes.

## JOINT SOLUTION

Automox and ServiceNow have partnered to give you greater visibility and analytics across your enterprise IT environments. As a member of the ServiceNow Service Graph Connector Program, Automox asset data can be automatically synchronized within the ServiceNow platform. With the ability to also tie this data into ServiceNow IT Service Management (ITSM) and IT Asset Management (ITAM), organizations can expand Automox insights across their IT, operations, asset lifecycle management, and other digital workflows.



### FIGURE DESCRIPTION:

Through the Service Graph Connector Program, Automox data can be automatically synchronized within the ServiceNow platform.

## ABOUT AUTOMOX



### Cloud-native

endpoint management with zero infrastructure to manage



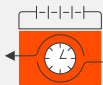
### Multi-platform

support across Windows, macOS, and Linux devices



### World-class API

with a powerful interface for seamless app integration



### Real-time Data Insights

with scheduled automatic data imports

KEY BENEFITS



**Be more strategic**

Immediately expand intelligence and strengthen your data-driven decisions with one reporting structure



**Power IT productivity**

Streamline cross-team workflows and connect complex processes with a universal data source



**Slash cost and complexity**

Remove the need for additional tools, agents, and data sources, including the infrastructure to manage them

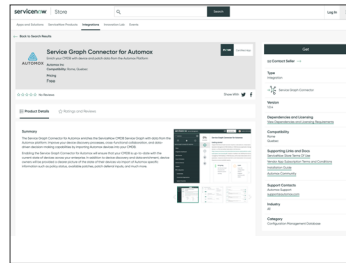


**Make asset management easy**

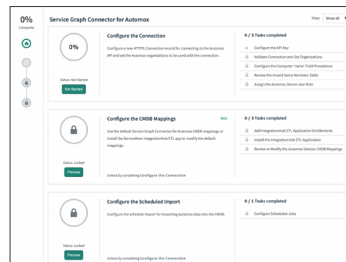
Find unreconciled assets, underutilized or unmanaged devices, spec incongruencies, and inventory shrinkage

HOW IT WORKS

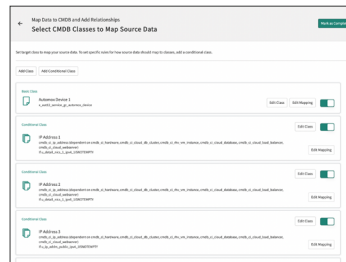
Follow the steps below to sync your ServiceNow instance with Automox. Once you have completed this process, ServiceNow will automatically ingest Automox data based on the schedule you set.



1. Install the Service Graph Connector for Automox found within the ServiceNow store. Note: Users require at least one ServiceNow license with entitlements to a Service Graph connector.



2. Through guided steps, configure the Automox connector by creating a connection, adding credentials, and setting an import schedule.



3. Automox data is mapped and correlated through the ServiceNow rules, associating over 50 critical device data points, such as model, last logged in user, pending patches, and device status within new and existing ServiceNow CMDB records.

GET THE INTEGRATION

To enable Automox within the ServiceNow console: [Get the Service Graph Connector for Automox](#)

SPEED UP YOUR DIGITAL TRANSFORMATION JOURNEY

Stop guessing if your organization's devices are accurately represented in your technology stack – or relying on labor-intensive spreadsheets and manual reporting that slow you down. With a consolidated and trusted reporting structure, unleash the power of your device data. Get fresh insights, improve workflows, and drive informed decision-making.